


Jocial

Recipes



EasyBlog social content management

<http://www.extly.com/jocial-easyblog-social-content-management.html>

Presentation based on Joomla 3, AutoTweetNG Jocial v7.1.0 and EasyBlog v3.9
2014-03-14

Joocial - EasyBlog social content management


Joocial is a powerful social content platform to manage multiple social networks for Joomla. It provides Auto-Posting, a Cronjob Scheduler, Front-End Social Management, a Virtual Manager and Publishing Tools.

In this presentation, we are going to show how you can use Joocial with [EasyBlog](#), the best Joomla blogging extension.

Product Page: <http://www.extly.com/autotweet-ng-pro.html>

Support: <http://support.extly.com>

Community Forum Support: <http://www.extly.com/forum/index.html>




Jocial - EasyBlog social content management

Prerequisites

- AutoTweetNG Jocial v7.1, or superior
- EasyBlog v3.9, or superior
- System requirements:
 - Joomla 2.5 / Joomla 3
 - PHP 5.3, or superior
 - MySQL 5.5, or superior (recommended)

Recommended tutorials:

- [Jocial - Full Social Content Management in Joomla](#)
- [How to AutoTweet from Joomla in 5 minutes](#)
- [How to AutoTweet from Your Own Facebook App](#)
- [Improve your social streams with RSS Feeds](#)
- [Publishing to Google+ Profiles and Pages](#)



Jocial - EasyBlog social content management

What's new

- Social Publishing Management


New tools to create, edit, schedule, and repeat posts.

- Virtual Social Media Manager

High-level virtual assistant to manage when Posts are published, and evergreen posts support (re-publishing).

- Jootool - Front-end Social Management Team

Front-end team tool to configure channels, browse, manage content requests and posts.



Jocial - EasyBlog social content management

Social Publishing Management

Social Publishing Management: beyond auto-posting content, Jocial introduces tools at component item level to define specific properties

System ▾
New Blog

Save

Title

Permalink

Add link to

Edit ▾ Insert

Post Management

Publishing Posting Date Repeat Image Chooser


Post this Default Yes No

Evergreen Post Yes No

Post this
Default, content is processed according the general configuration. Yes, if general configuration. No, item is not posted even if it's included in the general configuration.

Evergreen Post
This post will be auto-republished according defined Virtual Media Management.

Submit



Tags

Location (Map)

Metadata

Trackbacks

Jocial Post Management

Post this Default Yes No

Evergreen Post Yes No

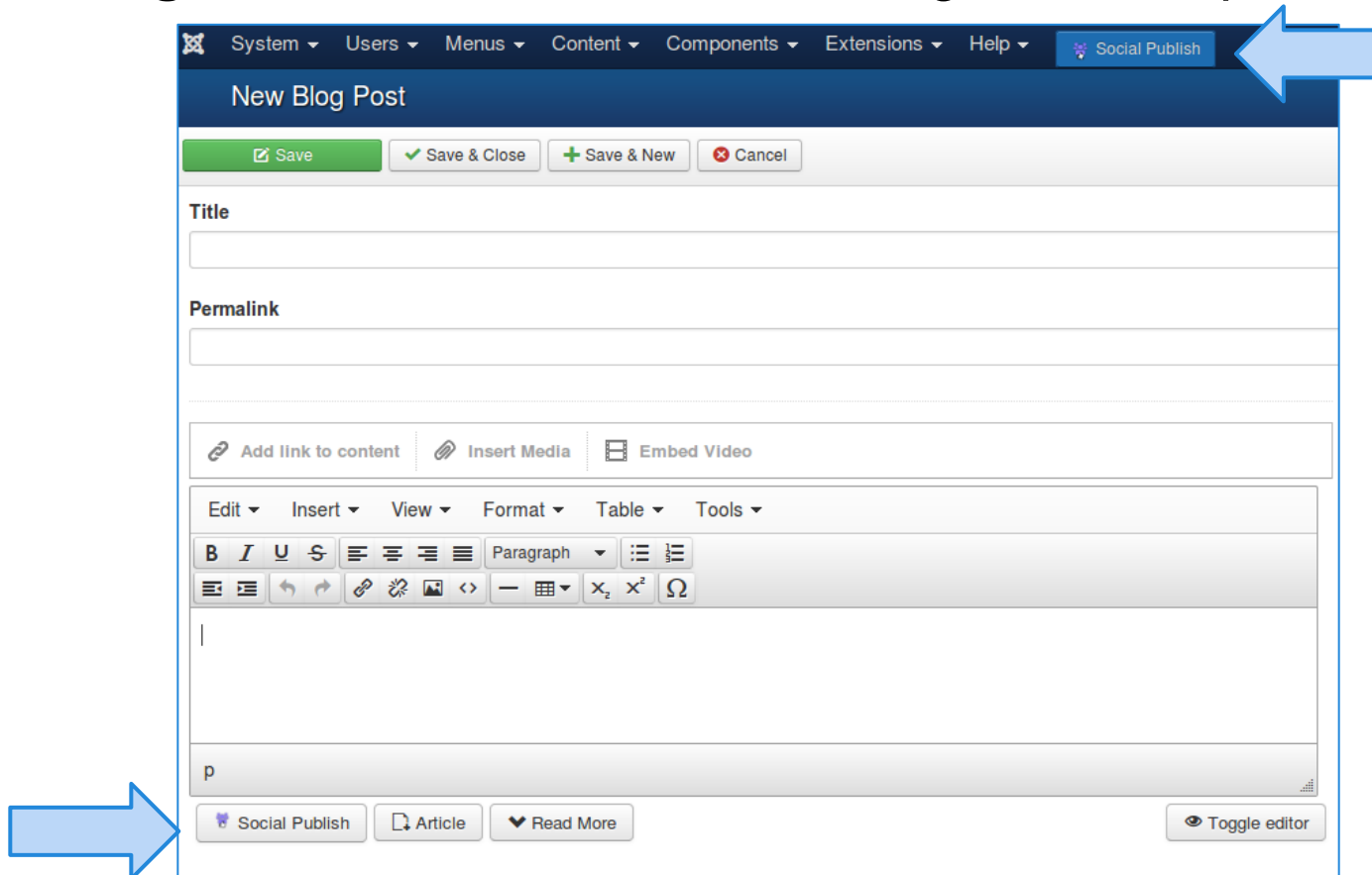
Posting Date

Repeat Expression

Available images

Jocial - EasyBlog social content management Social Publishing Management

Post Management is available in the integrated components



Integrated with Joomla Articles, EasyBlog, FlexiContent, JoomShopping, EasyBlog, SobiPro, Zoo, and more.

Joocial - EasyBlog social content management

Social Publishing Management

Post This: Allows to force publishing this post (when it's generally excluded), or do not post it (when it's generally included)


Evergreen Post: Check it to mark the post as evergreen (virtual management can re-publish it)

Post Management

Publishing Posting Date Repeat Image Chooser

Post this Default Yes No

Evergreen Post Yes No





Joocial - EasyBlog social content management


Social Publishing Management

Posting Date: Schedule when the Post must be published, and a sequence of re-publications.




Post Management


[Publishing](#) [Posting Date](#) [Repeat](#) [Image Chooser](#)

Posting Date:  9:30:00 

Server Time Zone: UTC 

Agenda


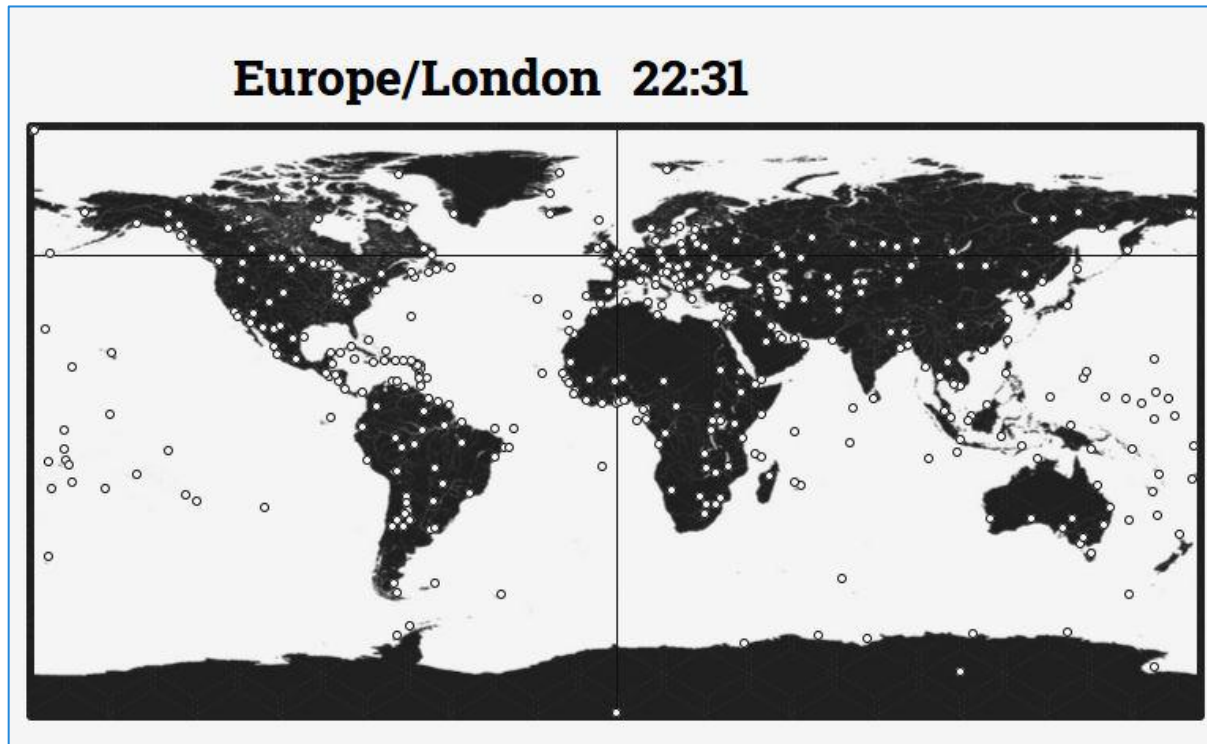
Date	Time	
2014-01-24	9:30:00	
2014-01-31	9:30:00	
2014-02-07	9:30:00	



Joocial - EasyBlog social content management

Social Publishing Management

About World Clock & Time Zone Map: all times are related to the server time zone. Please, remember to adjust it according to your audience.



Jocial - EasyBlog social content management

Social Publishing Management

Repeat: Define a frequency of repetitions for this post.

Post Management

[Publishing](#) [Posting Date](#) **Repeat** [Image Chooser](#)

Minute(s)

Hour(s)

Day(s)

Months(s)


Weekday(s)

Repeat Expression

Shortcuts

- No repeat
- Every day at 9:30AM
- Every Monday at 9:30AM
- Every 6 hours, quarter past the hour
- At 11:59AM on Monday, Wednesday, and Friday
- December 8th, 6:47

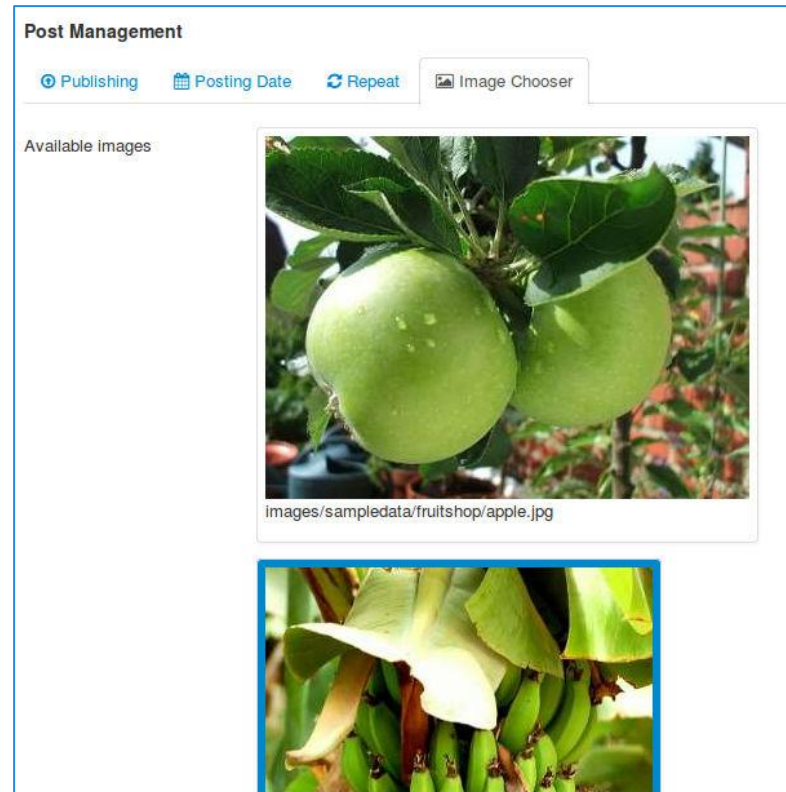
It can start right away, or you can define a first posting date. To stop it, you must cancel the content request.




Joocial - EasyBlog social content management

Social Publishing Management

Image Chooser: Select which article image must be included in Post.



If no image is chosen, Post is created with the first available image.



Jocial - EasyBlog social content management Virtual Social Media Manager

Virtual Media Manager: Provides a virtual assistant to support high level operations:

- Only publish in “working hours”
- If there’s nothing new to publish from site or RSS Feeds, re-publish “evergreen” content

Jocial - Control Panel

Options

Control Panel Requests Rules Posts Channels Feeds About

Social Meter

Requests

Posts (399)

Posts

Virtual Media Manager

Component information

Name
Jocial

Installed version
7.1.0

Newest version
7.0.0


Version info
✓

[Extly.com Support](#)

Follow us
in S+ @

Channels

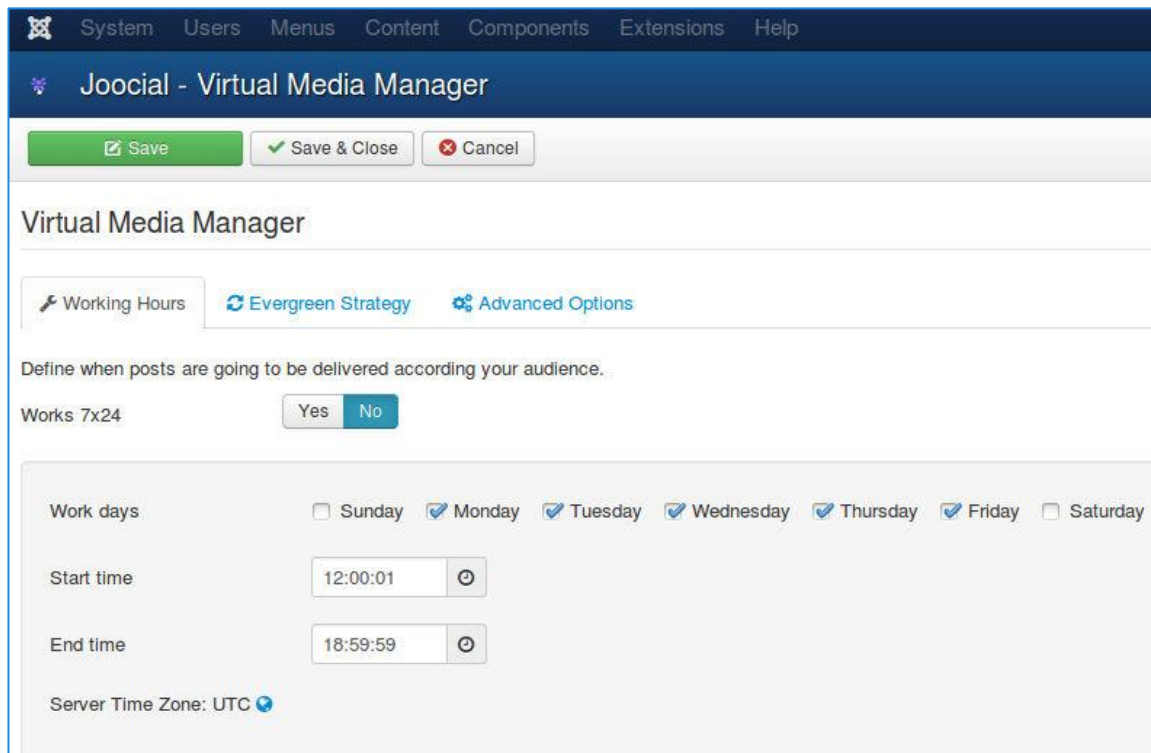
f g+ in ✉ t vk




Jocial - EasyBlog social content management Virtual Social Media Manager

Working Hours: Define to allow Post publication at any time, or focused in a period of time.

E.g. You can receive new articles with RSS Feeds, and filter them according your audience. But if your users are more active at some hours, you can define the “working hours” to your Virtual manager.



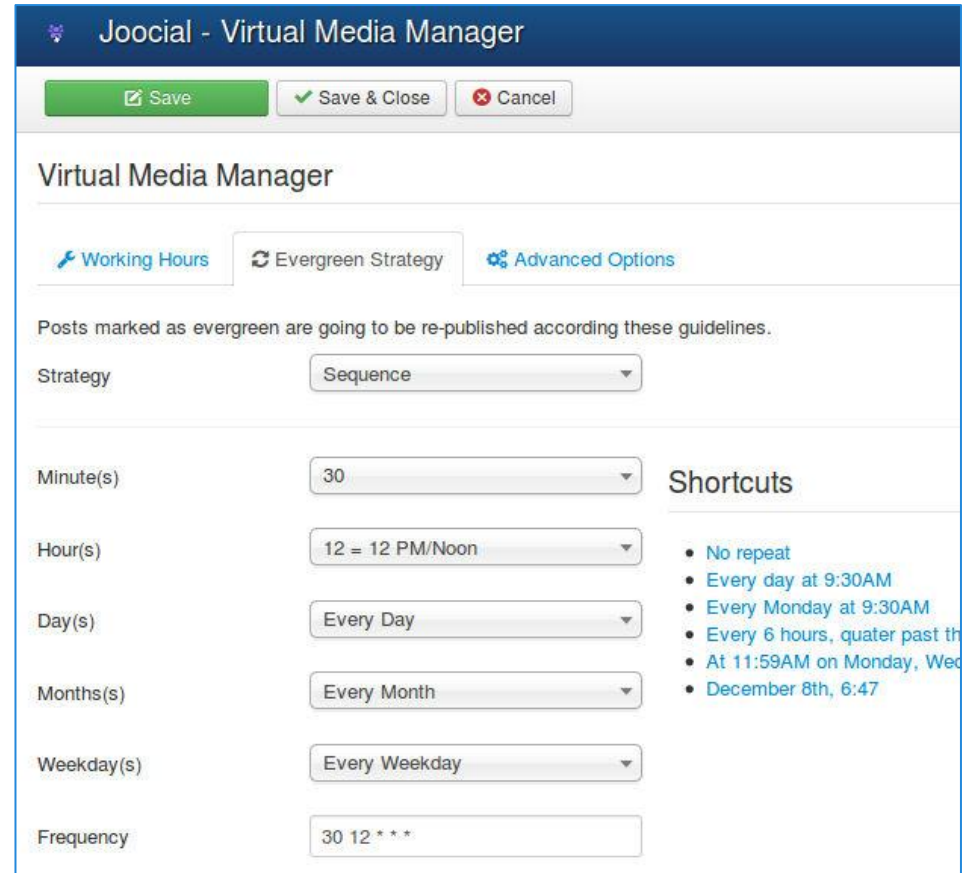
The screenshot displays the Jocial - Virtual Media Manager interface. At the top, there is a navigation menu with options: System, Users, Menus, Content, Components, Extensions, and Help. Below the menu, the title "Jocial - Virtual Media Manager" is visible. A toolbar contains three buttons: "Save" (green), "Save & Close" (green with checkmark), and "Cancel" (red with X). The main content area is titled "Virtual Media Manager" and features three tabs: "Working Hours" (active), "Evergreen Strategy", and "Advanced Options". Below the tabs, a text prompt reads: "Define when posts are going to be delivered according your audience." Underneath, there is a toggle switch for "Works 7x24" with "Yes" selected. The "Work days" section includes checkboxes for Sunday, Monday, Tuesday, Wednesday, Thursday, Friday, and Saturday, with Monday through Friday checked. The "Start time" is set to 12:00:01 and the "End time" is set to 18:59:59. At the bottom, the "Server Time Zone" is set to UTC.



Jocial - EasyBlog social content management Virtual Social Media Manager

Evergreen Posts: Posts selected as evergreen can be posted if there's no content available. In this form, you can define frequency of evergreen posts.

Strategy: It can be random or in sequence. In both cases, a great number of evergreen posts is recommended to avoid channel saturation.

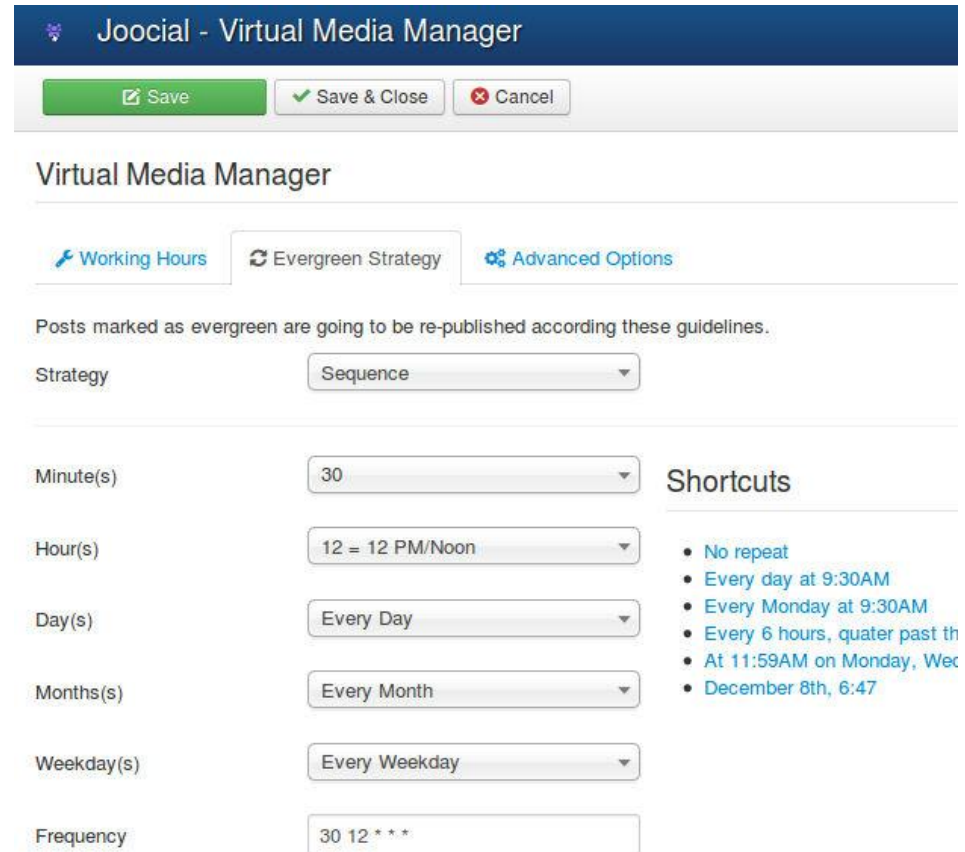


The screenshot displays the 'Jocial - Virtual Media Manager' interface. At the top, there are three buttons: 'Save' (green), 'Save & Close' (green with checkmark), and 'Cancel' (red with X). Below the title bar, the main heading is 'Virtual Media Manager'. There are three tabs: 'Working Hours', 'Evergreen Strategy' (which is active), and 'Advanced Options'. A message states: 'Posts marked as evergreen are going to be re-published according these guidelines.' The 'Strategy' dropdown is set to 'Sequence'. The configuration fields are as follows: 'Minute(s)' is 30, 'Hour(s)' is 12 = 12 PM/Noon, 'Day(s)' is Every Day, 'Months(s)' is Every Month, 'Weekday(s)' is Every Weekday, and 'Frequency' is 30 12 ***. On the right side, there is a 'Shortcuts' section with a list of options: 'No repeat', 'Every day at 9:30AM', 'Every Monday at 9:30AM', 'Every 6 hours, quarter past th', 'At 11:59AM on Monday, Wed', and 'December 8th, 6:47'.

Jocial - EasyBlog social content management Virtual Social Media Manager

Evergreen Posts: Posts selected as evergreen can be posted if there's no content available. In this form, you can define frequency of evergreen posts.

Strategy: It can be random or in sequence. In both cases, a great number of evergreen posts is recommended to avoid channel saturation.



The screenshot shows the 'Jocial - Virtual Media Manager' interface. At the top, there are three buttons: 'Save', 'Save & Close', and 'Cancel'. Below the title bar, the main heading is 'Virtual Media Manager'. There are three tabs: 'Working Hours', 'Evergreen Strategy' (which is active), and 'Advanced Options'. A message states: 'Posts marked as evergreen are going to be re-published according these guidelines.' The 'Strategy' dropdown is set to 'Sequence'. The configuration fields are as follows:

Minute(s)	30
Hour(s)	12 = 12 PM/Noon
Day(s)	Every Day
Months(s)	Every Month
Weekday(s)	Every Weekday
Frequency	30 12 ***

On the right side, under the 'Shortcuts' section, there is a list of options:

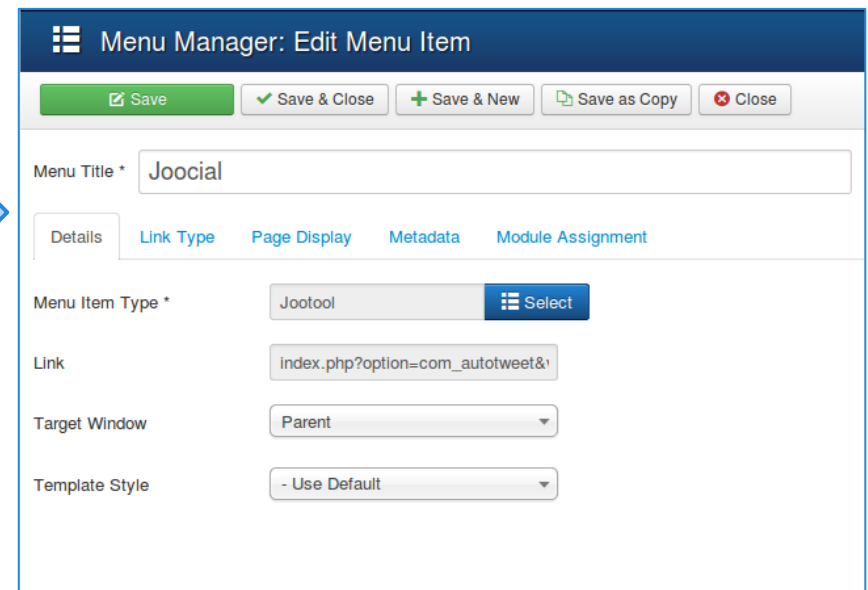
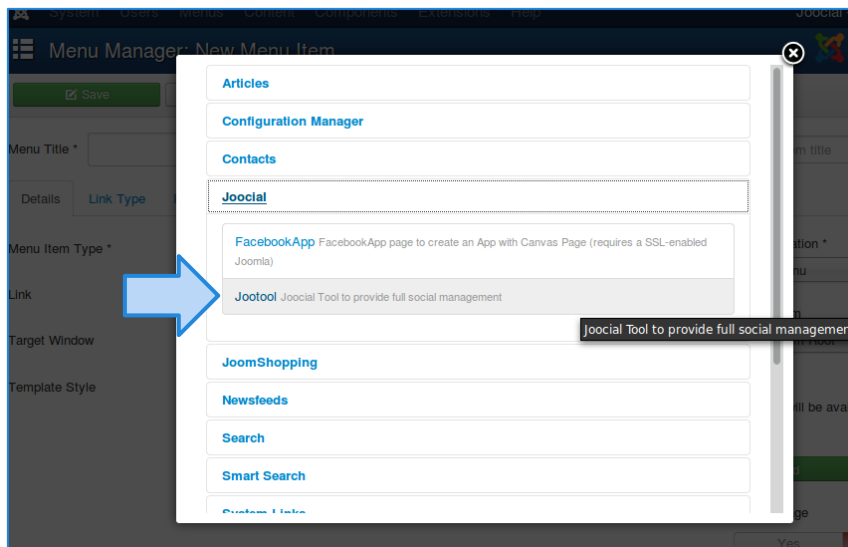
- No repeat
- Every day at 9:30AM
- Every Monday at 9:30AM
- Every 6 hours, quarter past th
- At 11:59AM on Monday, Wed
- December 8th, 6:47

Jocial - EasyBlog social content management

Front-end Social Management Team

Jootool: It's a new front-end solution for your social management team.

- To start, please create a new **Menu Item** for **Jocial**



Jocial - EasyBlog social content management

Front-end Social Management Team

Jootool: It's a new front-end solution for your social management team.



The screenshot displays the front-end of the EasyBlog application. At the top, a navigation bar includes links for 'Home', 'Login', 'Jootool', and 'EasyBlog'. Below the navigation, the site title 'EasyBlog' is prominently displayed, accompanied by 'Subscribe to blog' and 'Subscribe via RSS' options. A brief description of the site is provided, followed by a section for 'Recent blog posts'. The featured post is titled 'Morbi nunc nisi, varius vitae quam non 1859', posted by 'Super User2' on Wednesday, 29 January 2014, in the 'Uncategorized' category. The post content consists of a paragraph of placeholder text. A partial image of a dish is visible at the bottom of the post.

Home Login Jootool **EasyBlog**

Subscribe to blog Subscribe via RSS

EasyBlog

This is some blog description about this site

Recent blog posts

 **Morbi nunc nisi, varius vitae quam non 1859**
🕒 Posted by **Super User2** on Wednesday, 29 January 2014 in **Uncategorized**

Morbi nunc nisi, varius vitae quam non, bibendum viverra est. Duis euismod auctor massa, vitae facilis dui tempus at. Mauris imperdiet velit quam, nec mattis neque pretium nec. Quisque ultricies nulla odio. Nunc adipiscing facilis mauris, sit amet aliquet lacus egestas ac. Praesent blandit, lorem pharetra eleifend tempor, tellus nisi suscipit lectus, eu egestas ligula arcu eu metus. Ut vulputate dignissim nunc sed hendrerit. Sed ac aliquam erat, ut fringilla erat. Suspendisse mattis nisi vel dignissim vehicula. Phasellus pharetra sem vitae vulputate bibendum. Sed lobortis, dui ut dictum volutpat, lorem velit volutpat lacus, vel faucibus justo orci in diam.



Jocial - EasyBlog social content management

Front-end Social Management Team

In Joomla!, you can have several User Groups (*). By default, **Jootool** allows these operations:

User	Create	Edit Own	Edit	Edit State	Delete	Access Backend	Configuration
Author	ok	ok					
Editor	ok	ok	ok				
Publisher	ok	ok	ok	ok			
Manager	ok	ok	ok	ok	ok		
Administrator	ok	ok	ok	ok	ok	ok	
Super User	ok	ok	ok	ok	ok	ok	ok

In EasyBlog, permissions can be customized by Administrator in ACL for Joomla! User Group

(*) For further information: <http://docs.joomla.org/ACL>

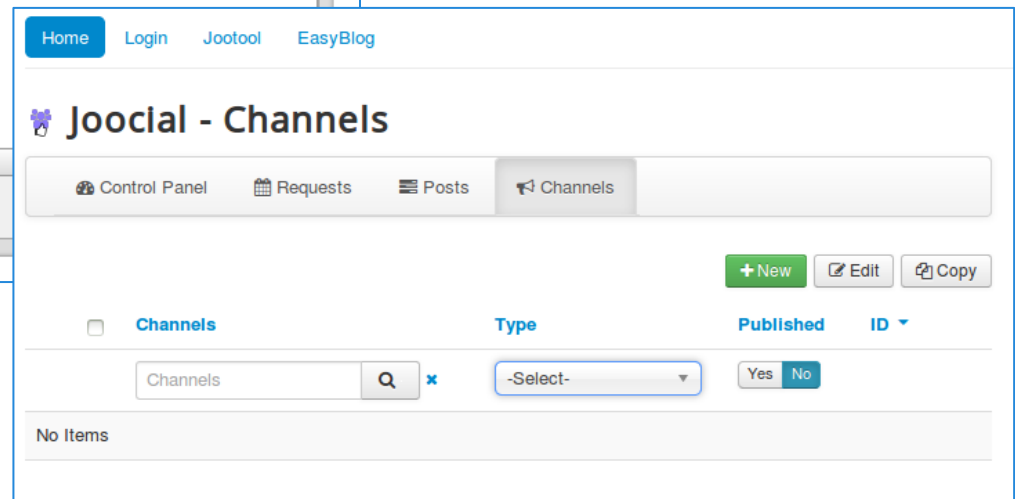
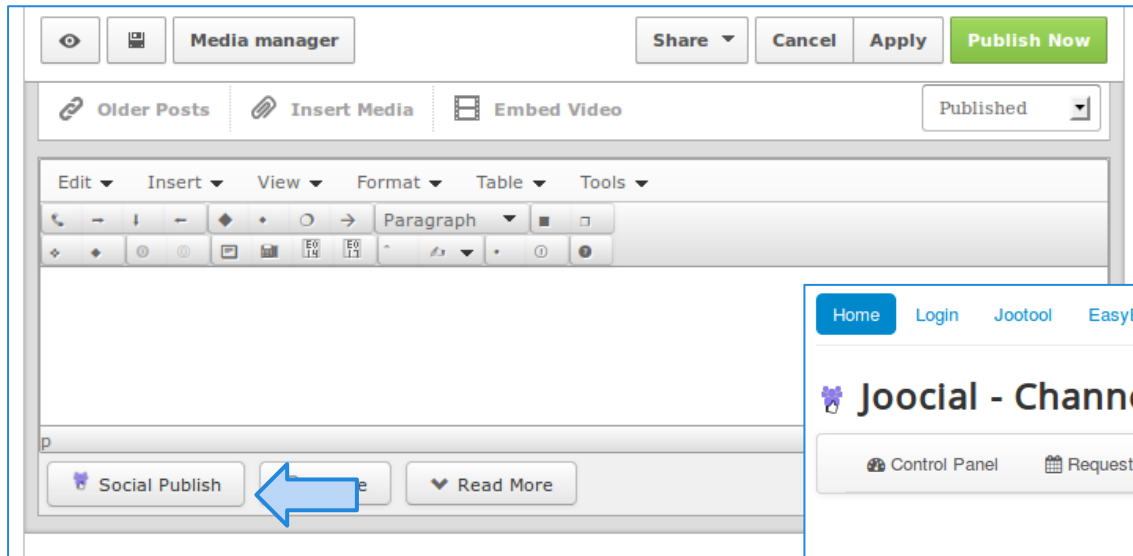
Permissions can be customized by Administrator in Global Configuration

Jocial - EasyBlog social content management

Front-end Social Management Team

Author:

- Create content and Edit Own “Social Publishing” Options
- Create and Edit own channels.

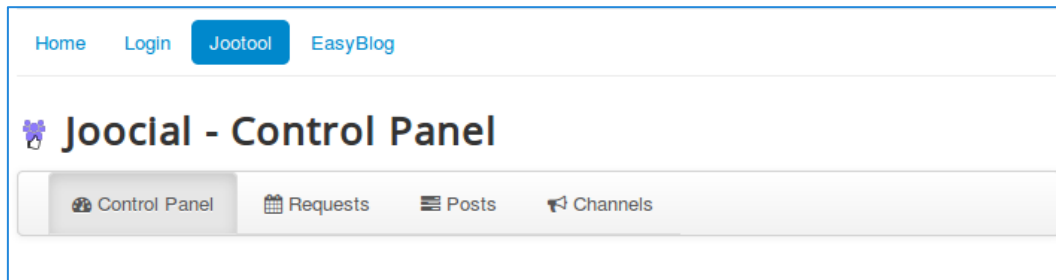


Jocial - EasyBlog social content management

Front-end Social Management Team

Editor:

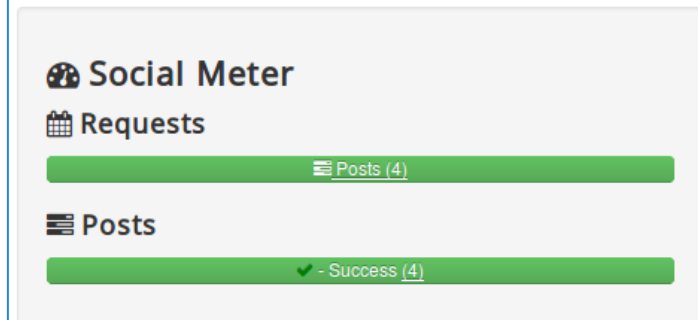
- Create and Edit content, Edit “Social Publishing” Options
- Create and Edit channels.
- Requests and Posts: Check Status



Home Login Jootool EasyBlog

Jocial - Control Panel

Control Panel Requests Posts Channels



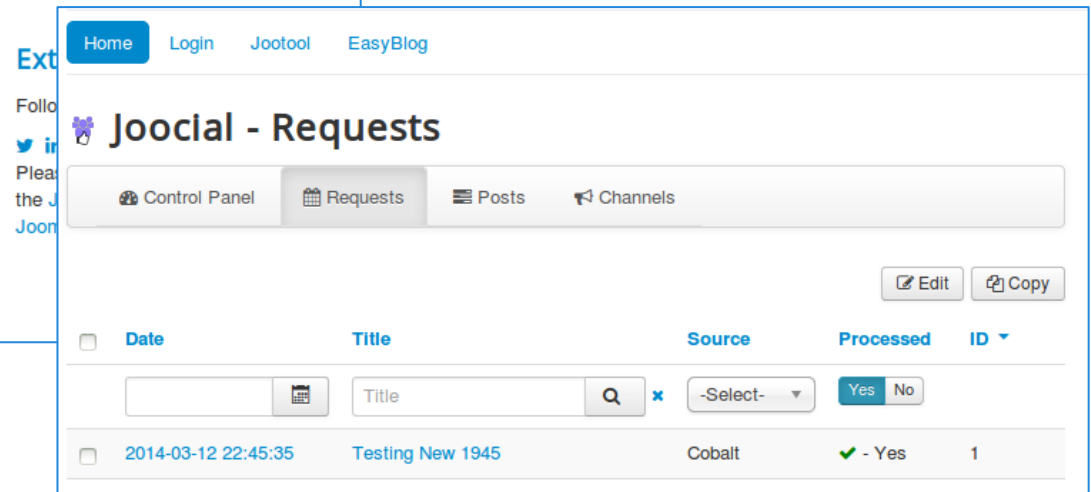
Social Meter

Requests

Posts (4)

Posts

✓ - Success (4)



Home Login Jootool EasyBlog

Jocial - Requests

Control Panel Requests Posts Channels

Edit Copy

<input type="checkbox"/>	Date	Title	Source	Processed	ID
<input type="checkbox"/>		<input type="text" value="Title"/>	<input type="text" value=""/>	<input type="text" value="-Select-"/>	<input type="text" value="Yes No"/>
<input type="checkbox"/>	2014-03-12 22:45:35	Testing New 1945	Cobalt	✓ - Yes	1

Jocial - EasyBlog social content management

Front-end Social Management Team

Editor:

Home Login Jootool EasyBlog

Jocial - Posts

Control Panel Requests Posts Channels

Edit Copy

Date	Post	Channel	Status	Source	ID
2014-03-12 22:45:35	Testing New 1945	- Test AutoTweetNG 7.0.0	successfully sent ✓ - Success	Cobalt	1
2014-03-12 22:45:35	Testing New 1945	- Test AutoTweetNG 7.0.0	✓ - Success	Cobalt	2

Home Login Jootool EasyBlog

Jocial - Channels

Control Panel Requests Posts Channels

+ New Edit Copy

Channels	Type	Published	ID
Test AutoTweetNG 7.0.0	- Mail	Yes No ✓	1

Jocial - EasyBlog social content management

Front-end Social Management Team

Publishers:

- Create, Edit and Edit State content, Edit “Social Publishing” Options
- Create, Edit and Publish channels.
- Requests and Posts: Check Status, Process and Publish

The screenshot shows the 'Jocial - Control Panel' dashboard. At the top, there are navigation links for 'Home', 'Login', 'Jootool', and 'EasyBlog'. Below the navigation is a header with the Jocial logo and the title 'Jocial - Control Panel'. A secondary navigation bar contains 'Control Panel', 'Requests', 'Posts', and 'Channels'. The main content area features a 'Social Meter' section with 'Requests' and 'Posts' metrics. The 'Requests' bar shows 'Posts (1)' and the 'Posts' bar shows 'Success (1)'.

The screenshot shows the 'Jocial - Requests' management interface. It includes the same navigation and header as the Control Panel. The 'Requests' tab is active. At the top right, there are buttons for 'Edit', 'Process', and 'Copy'. Below is a table with columns for 'Date', 'Title', 'Source', 'Processed', and 'ID'. A search bar is located above the table. The table contains three rows of request data.

Date	Title	Source	Processed	ID
2014-02-17 20:04:22	Testing Twitter Lib v0.8.3	Content	✓ - Yes	5
2014-02-17 20:04:22	Testing Twitter Lib v0.8.3	Content	✓ - Yes	4
2014-03-24 00:00:00	gugup-1550	K2	✓ - Yes	3

Jocial - EasyBlog social content management

Front-end Social Management Team

Publishers:

The screenshot shows the 'Jocial - Posts' management page. At the top, there are navigation links for 'Home', 'Login', 'Jootool', and 'EasyBlog'. Below the title, there are tabs for 'Control Panel', 'Requests', 'Posts', and 'Channels', with 'Posts' being the active tab. Action buttons for 'Edit', 'Publish', and 'Copy' are visible. The main content area features a table with columns for 'Date', 'Post', 'Channel', 'Status', 'Source', and 'ID'. A search bar and filter dropdowns are present above the table. Two posts are listed in the table.

Date	Post	Channel	Status	Source	ID
2014-03-24 00:00:00	qwewqe 1550	✉ - Test	✓ - Success	K2	5
2014-02-21 00:00:00	'Dia D' para Marta Dominguez	✉ - Test	✓ - Success	K2	2

The screenshot shows the 'Jocial - Channels' management page. It has the same navigation and tabs as the posts page, with 'Channels' being the active tab. Action buttons include '+ New', 'Edit', 'Publish', 'Unpublish', and 'Copy'. The table below has columns for 'Channels', 'Type', 'Published', and 'ID'. A search bar and filter dropdown are also present. One channel is listed in the table.

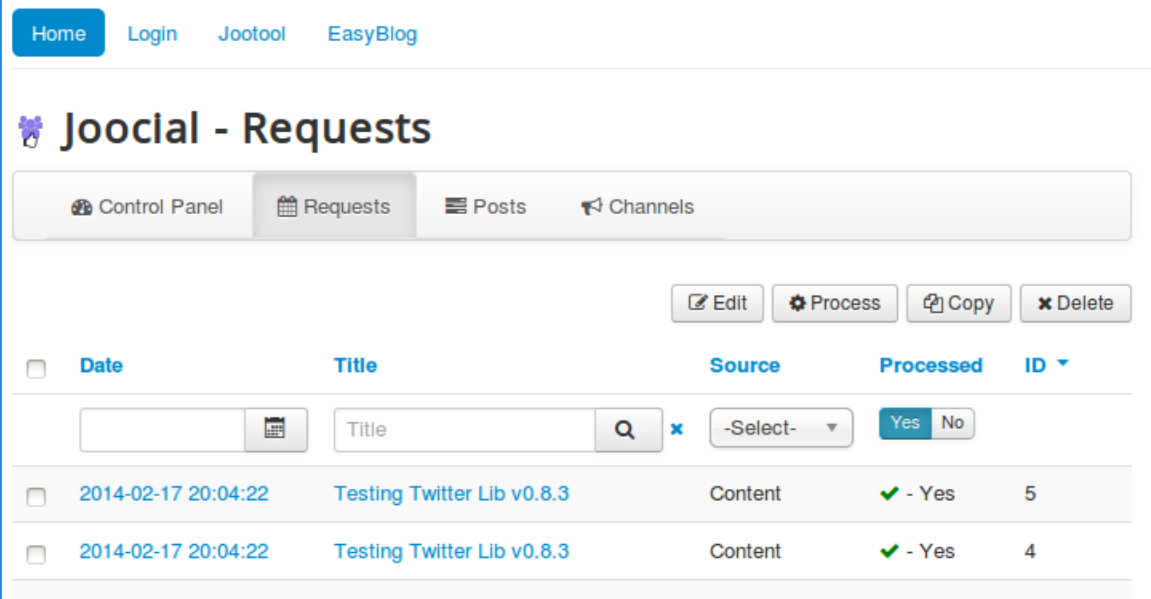
Channels	Type	Published	ID
Test	✉ - Mail	✓	1

Jocial - EasyBlog social content management

Front-end Social Management Team

Managers:

- Create, Edit and Edit State content, Edit “Social Publishing” Options
- Create, Edit, Publish and Delete channels.
- Requests and Posts: Check Status, Process, Publish and Delete



The screenshot displays the 'Jocial - Requests' management interface. At the top, there is a navigation bar with links for 'Home', 'Login', 'Jootool', and 'EasyBlog'. Below this, the main heading is 'Jocial - Requests' with a small icon. A secondary navigation bar contains 'Control Panel', 'Requests' (which is active), 'Posts', and 'Channels'. On the right side, there are action buttons: 'Edit', 'Process', 'Copy', and 'Delete'. The main content area features a table with the following columns: 'Date', 'Title', 'Source', 'Processed', and 'ID'. The table has a search bar and a dropdown menu for the 'Processed' column. Two rows of data are visible, both with a status of 'Yes'.

<input type="checkbox"/>	Date	Title	Source	Processed	ID
<input type="checkbox"/>	2014-02-17 20:04:22	Testing Twitter Lib v0.8.3	Content	✓ - Yes	5
<input type="checkbox"/>	2014-02-17 20:04:22	Testing Twitter Lib v0.8.3	Content	✓ - Yes	4

Jocial - EasyBlog social content management

Front-end Social Management Team

Managers:

The screenshot shows the 'Jocial - Posts' management page. At the top, there are navigation links for 'Home', 'Login', 'Jootool', and 'EasyBlog'. Below the title, there are tabs for 'Control Panel', 'Requests', 'Posts', and 'Channels', with 'Posts' being the active tab. Action buttons for 'Edit', 'Publish', 'Copy', and 'Delete' are visible. A search bar and a dropdown menu are present above a table of posts. The table has columns for 'Date', 'Post', 'Channel', 'Status', 'Source', and 'ID'. Two posts are listed:

Date	Post	Channel	Status	Source	ID
2014-03-24 00:00:00	qwewqe 1550	- Test	✓ - Success	K2	5
2014-02-21 00:00:00	'Dia D' para Marta Dominguez	- Test	✓ - Success	K2	2

The screenshot shows the 'Jocial - Channels' management page. It features the same navigation and tabs as the posts page, with 'Channels' being the active tab. Action buttons include '+ New', 'Edit', 'Publish', 'Unpublish', 'Copy', and 'Delete'. A search bar and a dropdown menu are located above a table of channels. The table has columns for 'Channels', 'Type', 'Published', and 'ID'. One channel is listed:

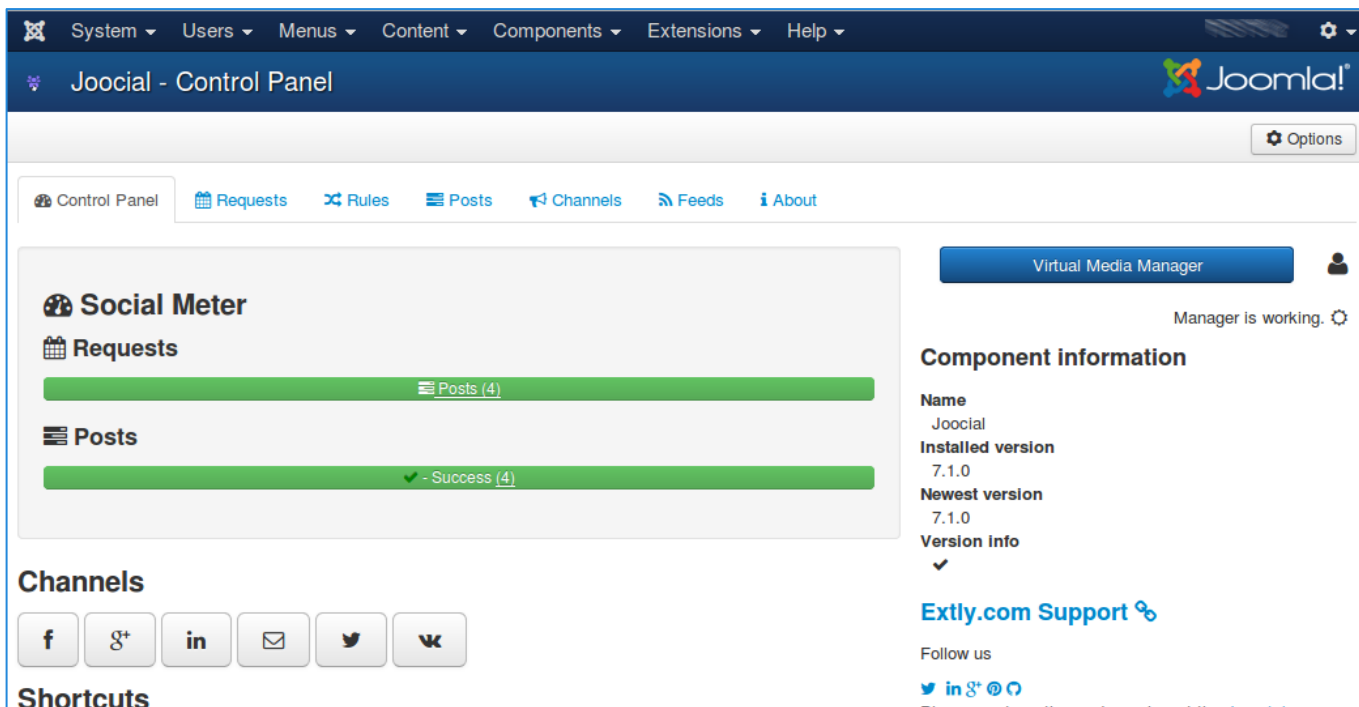
Channels	Type	Published	ID
Test	- Mail	✓	1

Jocial - EasyBlog social content management

Front-end Social Management Team

Administrators and Super Users:

- Create, Edit and Edit State content, Edit “Social Publishing” Options
- Create, Edit, Publish and Delete channels.
- Requests and Posts: Check Status, Process, Publish and Delete
- Access Administration Interface, Feeds and Virtual Media Manager



The screenshot displays the Jocial - Control Panel administration interface. At the top, there is a navigation menu with options: System, Users, Menus, Content, Components, Extensions, and Help. Below this is the Jocial - Control Panel header with the Joomla! logo and an Options button. The main content area features a navigation bar with icons for Control Panel, Requests, Rules, Posts, Channels, Feeds, and About. The central dashboard includes a Social Meter section with a Requests bar showing 4 posts and a Posts bar showing 4 successes. To the right, there is a Virtual Media Manager button and a status indicator 'Manager is working'. Below this is a Component information section for Jocial, showing installed and newest versions as 7.1.0. At the bottom, there are social media icons for Facebook, Google+, LinkedIn, Email, Twitter, and VK, and a Shortcuts section.

Jocial - EasyBlog social content management

Conclusion

In this presentation, we have shown the new features available in Joomla for full social content management:

- **Social Publishing Management:** New tools to create, edit, schedule, and repeat posts.
- **Virtual Social Media Manager:** High-level virtual assistant to manage when Posts are published, and evergreen posts support (re-publishing).
- **Jootool - Front-end Social Management Team:** Front-end team tool to configure channels, browse, manage content requests and posts.

One last word

We love your feedback, it's our way to improve.

This presentation was created with your help.

Please post a rating and a review at the [#JED](#)
It really helps ;-)

Support: <http://support.extly.com>
Community Forum Support: <http://www.extly.com/forum/index.html>

Twitter [@extly](#)
Facebook [facebook.com/extly](https://www.facebook.com/extly)

