


Jocial

Recipes



 **K2** social content management

<http://www.extly.com/jocial-full-social-content-management-in-joomla.html>

Joocial - K2 social content management


Joocial is a powerful social content platform to manage multiple social networks for Joomla. It provides Auto-Posting, a Cronjob Scheduler, Front-End Social Management, a Virtual Manager, and Publishing Tools.

In this presentation, we are going to show how you can use Joocial with [K2](#), the powerful content extension for Joomla!.

Product Page: <http://www.extly.com/autotweet-ng-pro.html>

Support: <http://support.extly.com>

Community Forum Support: <http://www.extly.com/forum/index.html>




Jocial - K2 social content management

Prerequisites

- AutoTweetNG Jocial v7.1, or superior
- K2 v2.6, or superior
- System requirements:
 - Joomla 2.5 / Joomla 3
 - PHP 5.3, or superior
 - MySQL 5.5, or superior (recommended)

Recommended tutorials:

- [Jocial - Full Social Content Management in Joomla](#)
- [How to AutoTweet from Joomla in 5 minutes](#)
- [How to AutoTweet from Your Own Facebook App](#)
- [Improve your social streams with RSS Feeds](#)
- [Publishing to Google+ Profiles and Pages](#)



Jocial - K2 social content management

What's new

- Social Publishing Management


New tools to create, edit, schedule, and repeat posts.

- Virtual Social Media Manager

High-level virtual assistant to manage when Posts are published, and evergreen posts support (re-publishing).

- Jootool - Front-end Social Management Team

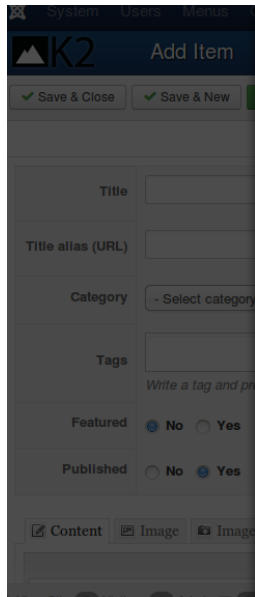
Front-end team tool to configure channels, browse, manage content requests and posts.



Joocial - K2 social content management

Social Publishing Management

Social Publishing Management: beyond auto-posting content, Joocial introduces tools at component item level to define specific properties.



Post Management


Publishing Posting Date Repeat Image Chooser

Post this Default Yes No

Evergreen Post Yes No

Post this
Default, content is processed according the general configuration. Yes, item is forced to be pos general configuration. No, item is not posted even if it's included in the general configuration.

Evergreen Post
This post will be auto-republished according defined Virtual Media Manager/Evergreen Strategy.



Social Publish TEST3

Joocial Post Management

Default

No

Posting Date

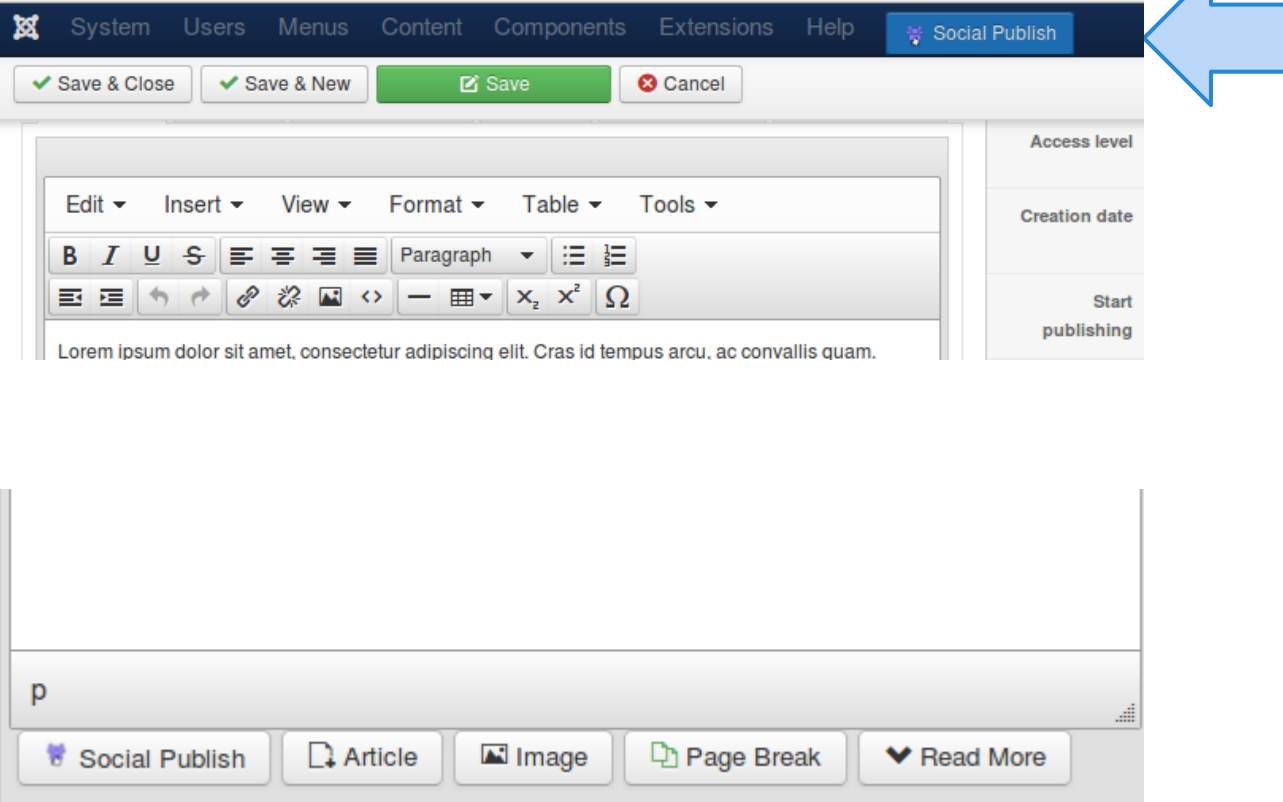
Repeat Expression

Available images

Joocial - K2 social content management

Social Publishing Management

Post Management is available in the integrated components



The screenshot displays the Joomla! Social Publish interface. At the top, a dark navigation bar contains the following menu items: System, Users, Menus, Content, Components, Extensions, Help, and Social Publish. A blue arrow points to the Social Publish menu item. Below the navigation bar, there are four buttons: Save & Close, Save & New, Save, and Cancel. The main content area features a rich text editor with a menu bar (Edit, Insert, View, Format, Table, Tools) and a toolbar with various formatting options. The text area contains the placeholder text: "Lorem ipsum dolor sit amet, consectetur adipiscing elit. Cras id tempus arcu, ac convallis quam." To the right of the editor, there are three sections: Access level, Creation date, and Start publishing. Below the editor, there is a large empty text area. At the bottom of the interface, there is a row of buttons: Social Publish, Article, Image, Page Break, and Read More. A blue arrow points to the Social Publish button.

Integrated with Joomla Articles, EasyBlog, FlexiContent, JoomShopping, K2, SobiPro, Zoo, and more.

Joocial - K2 social content management

Social Publishing Management

Post This: Allows to force publishing this post (when it's generally excluded), or do not post it (when it's generally included)


Evergreen Post: Check it to mark the post as evergreen (virtual management can re-publish it)

Post Management

Publishing Posting Date Repeat Image Chooser

Post this Default Yes No

Evergreen Post Yes No



Joocial - K2 social content management

Social Publishing Management

Posting Date: Schedule when the Post must be published, and a sequence of re-publications.

Post Management

[Publishing](#) [Posting Date](#) [Repeat](#) [Image Chooser](#)

Posting Date



9:30:00




Add

Server Time Zone: UTC

Agenda

Date	Time	
2014-01-24	9:30:00	
2014-01-31	9:30:00	
2014-02-07	9:30:00	


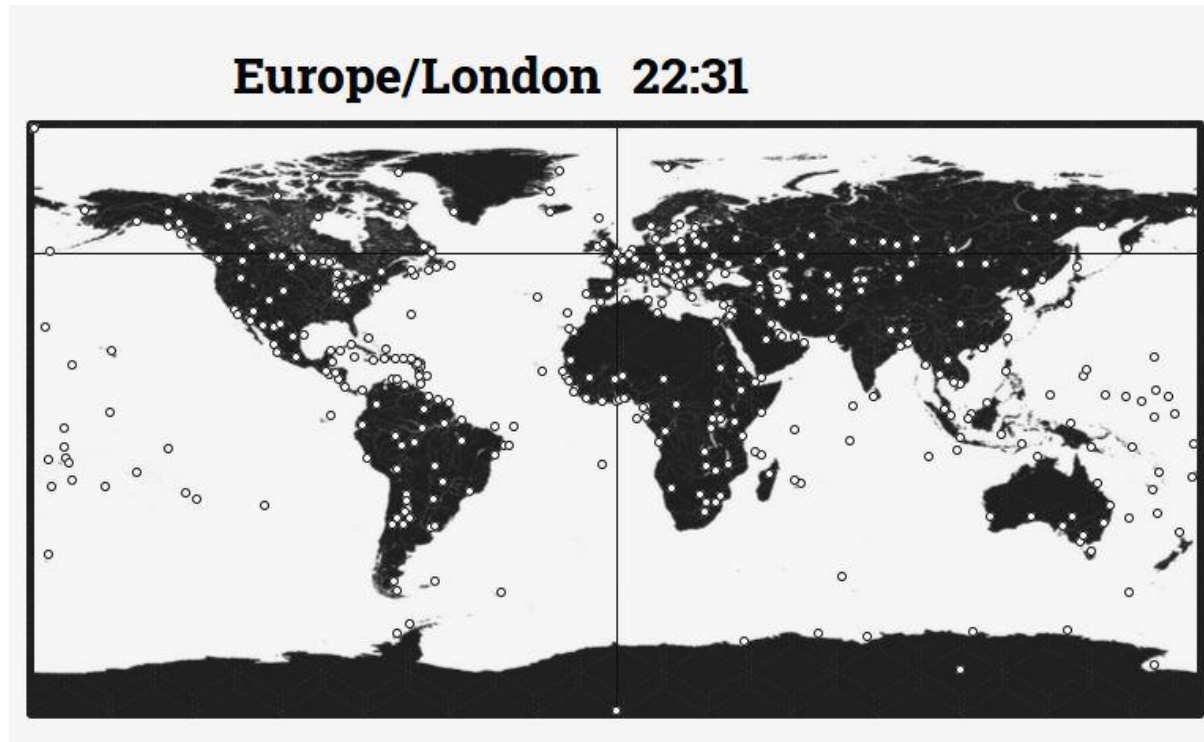
Submit



Joocial - K2 social content management

Social Publishing Management

About World Clock & Time Zone Map: all times are related to the server time zone. Please, remember to adjust it according to your audience.



Joocial - K2 social content management

Social Publishing Management

Repeat: Define a frequency of repetitions for this post.

Post Management

[Publishing](#)

[Posting Date](#)

[Repeat](#)

[Image Chooser](#)



Minute(s)

30

Hour(s)

9 = 9 AM

Day(s)

Every Day

Months(s)

Every Month

Weekday(s)

Monday


Repeat Expression

30 9 ** 1

Shortcuts

- [No repeat](#)
- [Every day at 9:30AM](#)
- [Every Monday at 9:30AM](#)
- [Every 6 hours, quarter past the hour](#)
- [At 11:59AM on Monday, Wednesday, and Friday](#)
- [December 8th, 6:47](#)

Submit



It can start right away, or you can define a first posting date. To stop it, you must cancel the content request.

Joocial - K2 social content management

Social Publishing Management

Image Chooser: Select which article image must be included in Post.

Post Management

[Publishing](#) [Posting Date](#) [Repeat](#) [Image Chooser](#)


Available images



images/sampledata/fruitshop/apple.jpg



If no image is chosen, Post is created with the first available image.



Jocial - K2 social content management Virtual Social Media Manager

Virtual Media Manager: Provides a virtual assistant to support high level operations:

- Only publish in “working hours”
- If there’s nothing new to publish from site or RSS Feeds, re-publish “evergreen” content

Jocial - Control Panel Joomla!

Options

Control Panel Requests Rules Posts Channels Feeds About

Social Meter

Requests

Posts (399)

Posts

Virtual Media Manager

Component information

Name
Jocial

Installed version
7.1.0

Newest version
7.0.0

Version info
✓


[Extly.com Support](#)

Follow us

in S+ @

Channels

f g+ in @ t vk

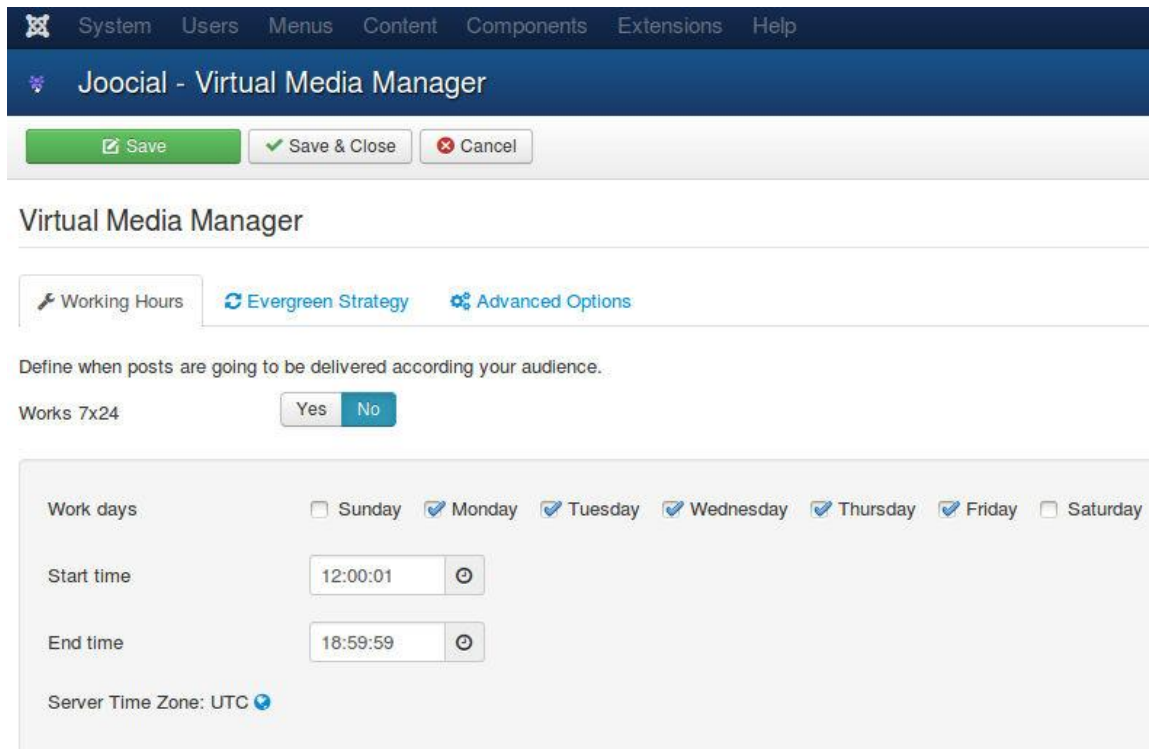


Jocial - K2 social content management


Virtual Social Media Manager

Working Hours: Define to allow Post publication at any time, or focused in a period of time.

E.g. You can receive new articles with RSS Feeds, and filter them according your audience. But if your users are more active at some hours, you can define the “working hours” to your Virtual manager.



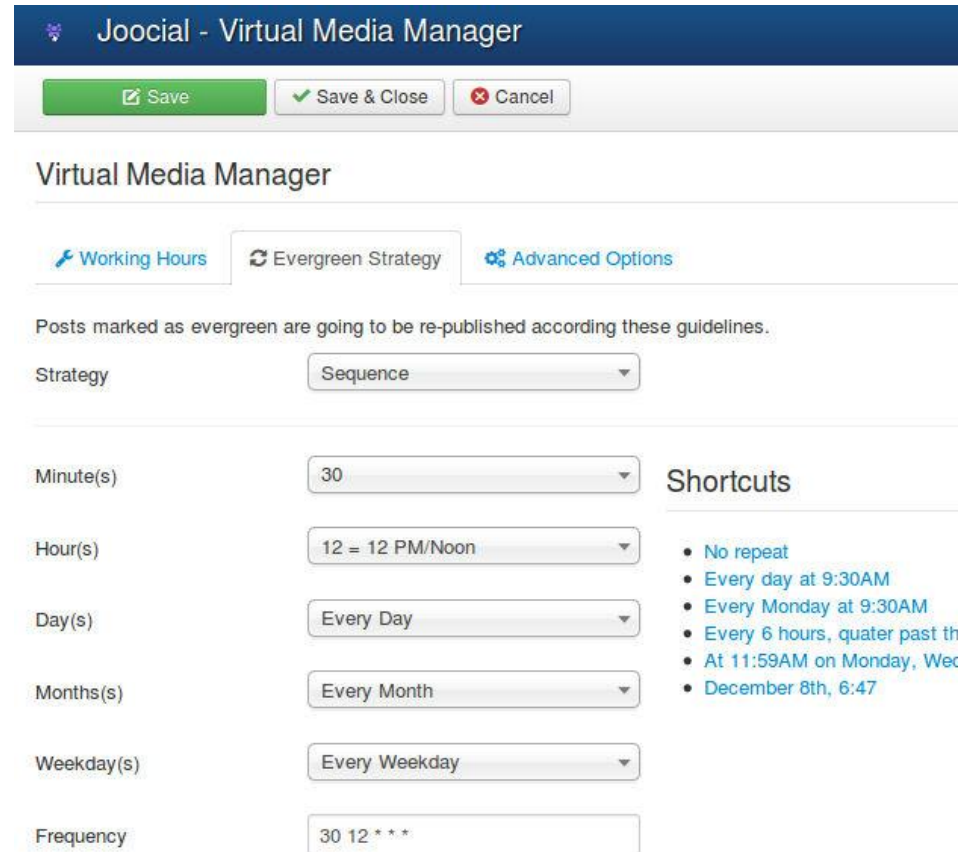
The screenshot displays the Jocial - Virtual Media Manager interface. At the top, there is a navigation menu with options: System, Users, Menus, Content, Components, Extensions, and Help. Below this is the title bar "Jocial - Virtual Media Manager" and a set of action buttons: Save, Save & Close, and Cancel. The main content area is titled "Virtual Media Manager" and includes tabs for Working Hours, Evergreen Strategy, and Advanced Options. The "Working Hours" tab is active, showing a configuration screen with the text "Define when posts are going to be delivered according your audience." Below this, there is a "Works 7x24" section with "Yes" and "No" buttons. The "Work days" section shows checkboxes for Sunday, Monday, Tuesday, Wednesday, Thursday, Friday, and Saturday, with Monday through Friday selected. The "Start time" is set to 12:00:01 and the "End time" is set to 18:59:59. The "Server Time Zone" is set to UTC.



Joocial - K2 social content management Virtual Social Media Manager

Evergreen Posts: Posts selected as evergreen can be posted if there's no content available. In this form, you can define frequency of evergreen posts.

Strategy: It can be random or in sequence. In both cases, a great number of evergreen posts is recommended to avoid channel saturation.



The screenshot shows the 'Joocial - Virtual Media Manager' interface. At the top, there are three buttons: 'Save', 'Save & Close', and 'Cancel'. Below the header, the title 'Virtual Media Manager' is displayed. There are three tabs: 'Working Hours', 'Evergreen Strategy' (which is active), and 'Advanced Options'. A message states: 'Posts marked as evergreen are going to be re-published according these guidelines.' The 'Strategy' dropdown is set to 'Sequence'. The configuration options are as follows:

Field	Value
Minute(s)	30
Hour(s)	12 = 12 PM/Noon
Day(s)	Every Day
Months(s)	Every Month
Weekday(s)	Every Weekday
Frequency	30 12 * * *

On the right side, there is a 'Shortcuts' section with a list of options:

- No repeat
- Every day at 9:30AM
- Every Monday at 9:30AM
- Every 6 hours, quarter past th
- At 11:59AM on Monday, Wed
- December 8th, 6:47

Joocial - K2 social content management

Virtual Social Media Manager

Evergreen Posts: Posts selected as evergreen can be posted if there's no content available. In this form, you can define frequency of evergreen posts.

Strategy: It can be random or in sequence. In both cases, a great number of evergreen posts is recommended to avoid channel saturation.

Joocial - Virtual Media Manager

Virtual Media Manager

[Working Hours](#) [Evergreen Strategy](#) [Advanced Options](#)

Posts marked as evergreen are going to be re-published according these guidelines.

Strategy

Minute(s)

Hour(s)

Day(s)

Months(s)

Weekday(s)

Frequency

Shortcuts

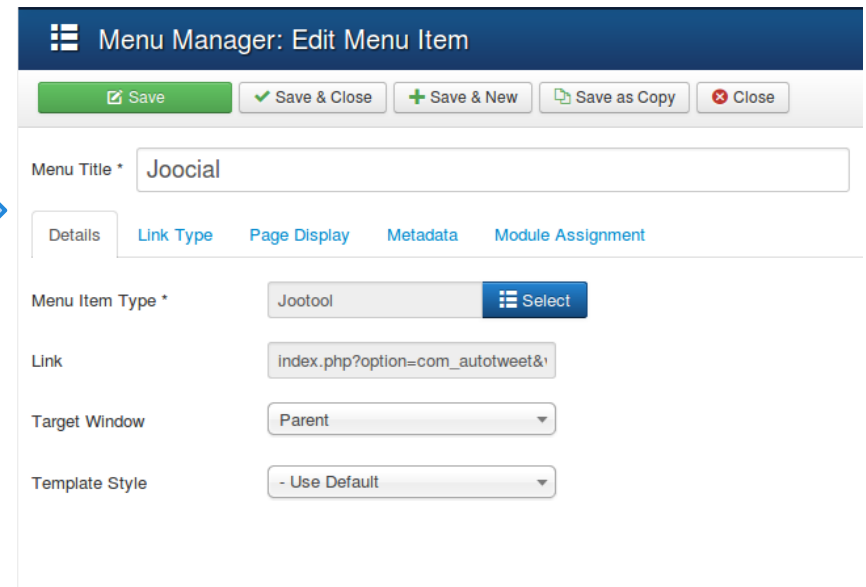
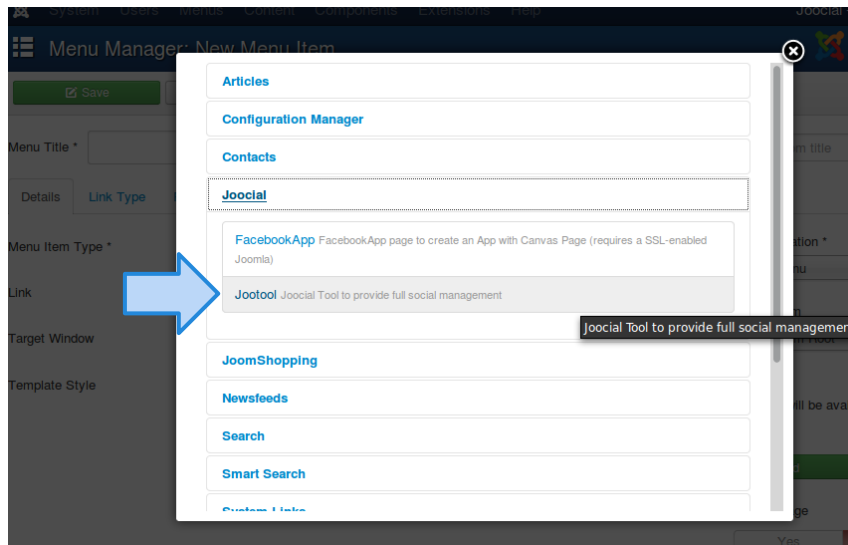
- No repeat
- Every day at 9:30AM
- Every Monday at 9:30AM
- Every 6 hours, quarter past th
- At 11:59AM on Monday, Wed
- December 8th, 6:47

Jocial - K2 social content management

Front-end Social Management Team

Jootool: It's a new front-end solution for your social management team.

- To start, please create a new **Menu Item** for **Jocial**



A screenshot of the Joomla! Menu Manager "Edit Menu Item" form. The window title is "Menu Manager: Edit Menu Item". The form contains the following fields:

- Menu Title *: Jocial
- Menu Item Type *: Jootool (with a "Select" button)
- Link: index.php?option=com_autotweet&
- Target Window: Parent (dropdown menu)
- Template Style: - Use Default (dropdown menu)


Buttons at the top include Save, Save & Close, Save & New, Save as Copy, and Close. Tabs for "Details", "Link Type", "Page Display", "Metadata", and "Module Assignment" are visible.

Joocial - K2 social content management

Front-end Social Management Team

Jootool: It's a new front-end solution for your social management team.

Home Login K2 Item edit form K2 Categories Jootool



Joomla! 3.2.2 Released

Detalles
Escrito por Super User

Settings

Older Posts

- [Joomla! 3.2.2 Released](#)
- [Joomla! 2.5.18 Released](#)
- [Praesent in placerat metus. Sed sed cursus nibh, non scelerisque leo. Duis at tincidunt sem, ut egestas dolor. Praesent dapibus varius massa nec rutrum. Morbi in tortor interdum, rhoncus diam ut, aliquet mauris. Phasellus mauris sem, rhoncus quis nulla at](#)
- [Joomla Community Magazine | February 2014](#)
- [Duis porttitor leo nec purus pretium scelerisque](#)

Jocial - K2 social content management

Front-end Social Management Team

In Joomla!, you can have several User Groups (*).
By default, **Jootool** allows these operations:

User	Create	Edit Own	Edit	Edit State	Delete	Access Backend	Configuration
Author	ok	ok					
Editor	ok	ok	ok				
Publisher	ok	ok	ok	ok			
Manager	ok	ok	ok	ok	ok		
Administrator	ok	ok	ok	ok	ok	ok	
Super User	ok	ok	ok	ok	ok	ok	ok

In K2, Administrator has to allow users to submit content:
[Allowing users to submit content](#)

(*) For further information: <http://docs.joomla.org/ACL>

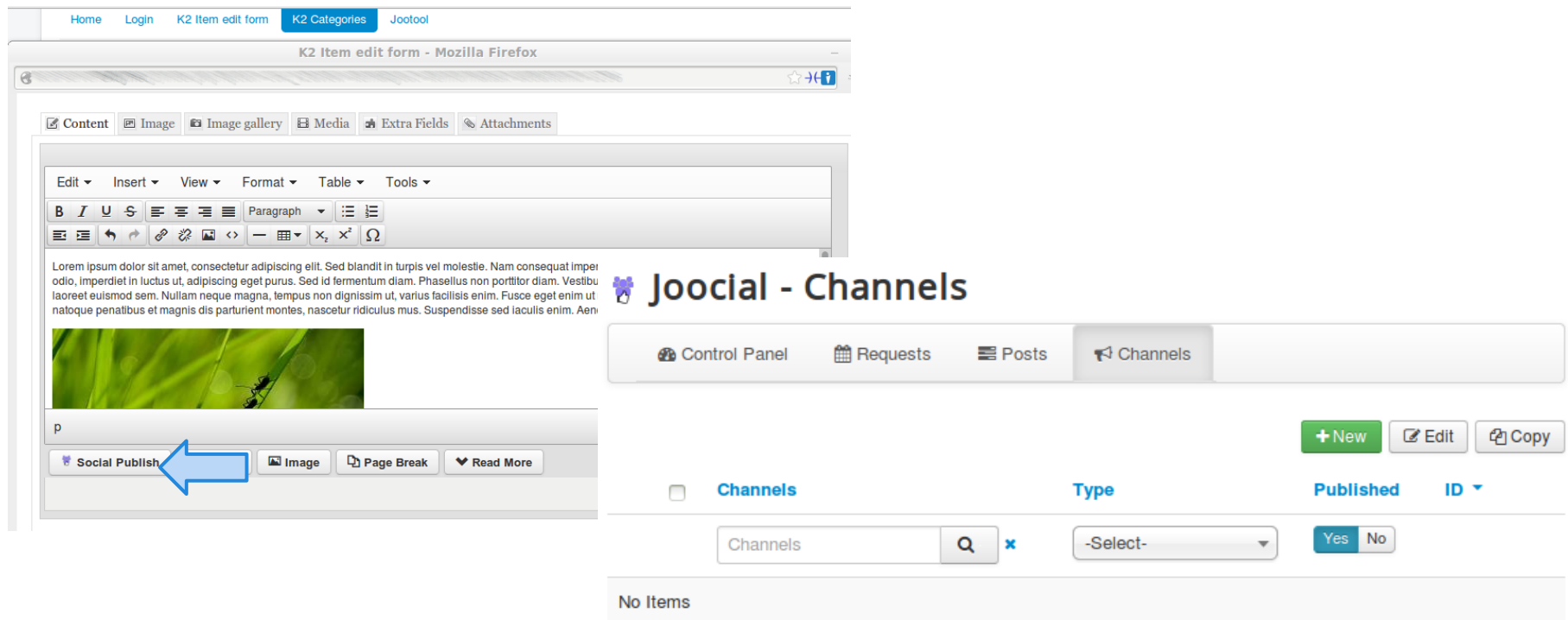
Permissions can be customized by Administrator in Global Configuration

Jocial - K2 social content management

Front-end Social Management Team

Author:

- Create content and Edit Own “Social Publishing” Options
- Create and Edit own channels.



The screenshot displays the Jocial K2 social content management interface. The top navigation bar includes links for Home, Login, K2 Item edit form, K2 Categories, and Jootool. The main content area is titled "K2 Item edit form - Mozilla Firefox" and features a rich text editor with a toolbar containing options like Edit, Insert, View, Format, Table, and Tools. Below the editor, there is a paragraph of placeholder text and a small image of a green leaf with a fly. A blue arrow points to the "Social Publish" button in the bottom left corner of the editor. To the right, the "Jocial - Channels" management panel is visible, featuring a navigation bar with "Control Panel", "Requests", "Posts", and "Channels". Below this, there are buttons for "+ New", "Edit", and "Copy". A table header shows columns for "Channels", "Type", "Published", and "ID". A search bar and a dropdown menu are also present. The table currently displays "No Items".

Jocial - K2 social content management

Front-end Social Management Team

Editor:

- Create and Edit content, Edit “Social Publishing” Options
- Create and Edit channels.
- Requests and Posts: Check Status

The screenshot displays the Jocial control panel interface. At the top, there is a navigation bar with links for Home, Login, K2 Item edit form, K2 Categories, and a Jootool button. Below this, the main header reads "Jocial - Control Panel" with sub-tabs for Control Panel, Requests, Posts, and Channels. The left sidebar contains a "Social Meter" section with "Requests" (Posts (4)) and "Posts" (Success (4)) metrics. The main content area is titled "Jocial - Requests" and includes a sub-navigation bar with Control Panel, Requests, Posts, and Channels. It features a table of requests with columns for Date, Title, Source, Processed, and ID. The table contains two entries: one from 2014-02-17 titled "Testing Twitter Lib v0.8.3" and another from 2012-01-05 titled "Welcome to your blog 1012".

Home Login K2 Item edit form K2 Categories Jootool

Jocial - Control Panel

Control Panel Requests Posts Channels

Home Login K2 Item edit form K2 Categories Jootool

Ex Jocial - Requests

Control Panel Requests Posts Channels

+ New Edit Copy

<input type="checkbox"/>	Date	Title	Source	Processed	ID
<input type="checkbox"/>	2014-02-17 20:04:22	Testing Twitter Lib v0.8.3	Content	✓ - Yes	27
<input type="checkbox"/>	2012-01-05 16:55:36	Welcome to your blog 1012	Content	✓ - Yes	21

Jocial - K2 social content management

Front-end Social Management Team

Editor:

[Home](#) [Login](#) [K2 Item edit form](#) [K2 Categories](#) [Jootool](#)

Jocial - Posts

[Control Panel](#) [Requests](#) [Posts](#) [Channels](#)

Blog Roll

- Joomla! Comm
- Joomla! Leade

[+ New](#) [Edit](#) [Copy](#)

<input type="checkbox"/>	Date	Post	Channel	Status	Source	ID
<input type="checkbox"/>		<input type="text" value="Post"/> <input type="button" value="Q"/>	<input type="text" value="Test Twitter"/>	<input type="text" value="-Select-"/>	<input type="text" value="-Select-"/>	
<input type="checkbox"/>	2014-02-17 20:04:22	Testing Twitter Lib v0.8.3	Test Twitter	Success	Content	33

[Home](#) [Login](#) [K2 Item edit form](#) [K2 Categories](#) [Jootool](#)

Jocial - Channels

[Control Panel](#) [Requests](#) [Posts](#) [Channels](#)

[+ New](#) [Edit](#) [Copy](#)

<input type="checkbox"/>	Channels	Type	Published	ID
<input type="checkbox"/>	<input type="text" value="Channels"/> <input type="button" value="Q"/>	<input type="text" value="-Select-"/>	<input type="text" value="Yes"/> <input type="text" value="No"/>	
<input type="checkbox"/>	Test Twitter	Twitter	Yes	3

Jocial - K2 social content management

Front-end Social Management Team

Publishers:

- Create, Edit and Edit State content, Edit “Social Publishing” Options
- Create, Edit and Publish channels.
- Requests and Posts: Check Status, Process and Publish

[Home](#) [Login](#) [K2 Item edit form](#) [K2 Categories](#) [Jootool](#)

Jocial - Control Panel

[Control Panel](#) [Requests](#) [Posts](#) [Channels](#)

Social Meter

Requests

Posts (4)

Posts

✓ - Success (4)

[Home](#) [Login](#) [K2 Item edit form](#) [K2 Categories](#) [Jootool](#)

Jocial - Requests

[Control Panel](#) [Requests](#) [Posts](#) [Channels](#)

[+ New](#) [Edit](#) [Process](#) [Copy](#)

<input type="checkbox"/>	Date	Title	Source	Processed	ID
<input type="checkbox"/>	2014-02-17 20:04:22	Testing Twitter Lib v0.8.3	Content	✓ - Yes	27
<input type="checkbox"/>	2012-01-05 16:55:36	Welcome to your blog 1012	Content	✓ - Yes	21

Jocial - K2 social content management

Front-end Social Management Team

Publishers:

Home Login K2 Item edit form K2 Categories **Jootool**

Jocial - Posts

Control Panel Requests Posts Channels

+ New Edit Publish Copy

Date	Post	Channel	Status	Source	ID
<input type="checkbox"/>	<input type="text" value="Post"/> <input type="button" value="Q"/> x	<input type="text" value="Test Twitter"/> <input type="button" value="Q"/> x	<input type="text" value="-Select-"/>	<input type="text" value="Content"/>	
<input type="checkbox"/>	2014-02-17 20:04:22 Testing Twitter Lib v0.8.3	- Test Twitter	✔ - Success	Content	33

Blog Roll

- [Joomla! Comn](#)
- [Joomla! Leade](#)

Home Login K2 Item edit form K2 Categories **Jootool**

Jocial - Channels

Control Panel Requests Posts Channels

+ New Edit Publish Unpublish Copy

Channels	Type	Published	ID
<input type="checkbox"/>	<input type="text" value="Channels"/> <input type="button" value="Q"/> x	<input type="text" value="-Select-"/>	<input type="button" value="Yes"/> <input type="button" value="No"/>
<input type="checkbox"/>	Test Twitter - Twitter	✔	3

Jocial - K2 social content management

Front-end Social Management Team

Managers:

- Create, Edit and Edit State content, Edit “Social Publishing” Options
- Create, Edit, Publish and Delete channels.
- Requests and Posts: Check Status, Process, Publish and Delete

Home Login K2 Item edit form K2 Categories Jootool

Jocial - Requests

Control Panel Requests Posts Channels

+ New Edit Process Copy Delete

<input type="checkbox"/>	Date	Title	Source	Processed	ID ▾
<input type="checkbox"/>	2014-02-17 20:04:22	Testing Twitter Lib v0.8.3	Content	✓ - Yes	27

Jocial - K2 social content management

Front-end Social Management Team

Managers:

Home Login K2 Item edit form K2 Categories **Jootool**

Jocial - Posts

Control Panel Requests **Posts** Channels

[+ New](#) [Edit](#) [Publish](#) [Copy](#) [Delete](#)

Date	Post	Cha	ID
<input type="checkbox"/>	2014-02-17 20:04:22	Testing Twitter Lib v0.8.3	

Home Login K2 Item edit form K2 Categories **Jootool**

Jocial - Channels

Control Panel Requests Posts **Channels**

[+ New](#) [Edit](#) [Publish](#) [Unpublish](#) [Copy](#) [Delete](#)

Channels	Type	Published	ID
<input type="checkbox"/>	Test Twitter	Twitter	3

Jocial - K2 social content management

Front-end Social Management Team

Administrators and Super Users:

- Create, Edit and Edit State content, Edit “Social Publishing” Options
- Create, Edit, Publish and Delete channels.
- Requests and Posts: Check Status, Process, Publish and Delete
- Access Administration Interface, Feeds and Virtual Media Manager

The screenshot displays the Jocial - Control Panel interface. At the top, there is a navigation menu with options: System, Users, Menus, Content, Components, Extensions, and Help. Below this is a header bar with the Joomla! logo and an Options button. The main content area features a navigation bar with icons for Control Panel, Requests, Rules, Posts, Channels, Feeds, and About. The central section is titled 'Social Meter' and contains two progress bars: 'Requests' with a value of 4 and 'Posts' with a value of 4. To the right, there is a 'Virtual Media Manager' button and a status indicator 'Manager is working.' Below this is a 'Component information' section listing details for the Jocial component, including Name, Installed version (7.1.0), and Newest version (7.1.0). At the bottom, there are social media icons for Facebook, Google+, LinkedIn, Email, Twitter, and VK, followed by a 'Shortcuts' section.

Jocial - K2 social content management

Conclusion

In this presentation, we have shown the new features available in Joomla for full social content management:

- **Social Publishing Management:** New tools to create, edit, schedule, and repeat posts.
- **Virtual Social Media Manager:** High-level virtual assistant to manage when Posts are published, and evergreen posts support (re-publishing).
- **Jootool - Front-end Social Management Team:** Front-end team tool to configure channels, browse, manage content requests and posts.

One last word

We love your feedback, it's our way to improve.

This presentation was created with your help.

Please post a rating and a review at the #JED
It really helps ;-)

Support: <http://support.extly.com>
Community Forum Support: <http://www.extly.com/forum/index.html>

Twitter [@extly](https://twitter.com/extly)
Facebook facebook.com/extly

